

# LITA'S PASTELERÍA Friends

## ADVENT CALENDAR

Usher in the holidays and create your own ornaments with magical sugar spun characters from the sweet holiday tale, **Esperanza Caramelo, the Star of Nochebuena** by Karla Arenas Valenti, illustrated by Elisa Chavarri.



### To Assemble your Advent Calendar:

- ✱ Print on card stock
- ✱ On the ornaments pages, apply a glue stick to the areas outside of the dotted lines
- ✱ Align the #'s sheets with the corresponding ornaments sheets and press together to attach

### To Create your Ornaments:

- ✱ Cut along the dotted lines to reveal one ornament a day
- ✱ For a sturdier ornament use a glue stick to attach the # cover to the back of your ornament
- ✱ Color and decorate your ornament as you wish
- ✱ Use a hole punch to cut out the circle at the top of your ornament. Attach your favorite ribbon or string and hang!

*Esperanza Caramelo,*

*the Star of Nochebuena*

Karla Arenas Valenti

Alfred A. Knopf

illustrated by

Elisa Chavarri

1

2

3

4

5

6

7

8

9

10



*Esperanza Caramelo,*

*the Star of Nochebuena*

Karla Arenas Valenti

Alfred A. Knopf

illustrated by  
Elisa Chavarri



# Esperanza Caramelo,

the Star of Nochebuena

Karla Arenas Valenti

Alfred A. Knopf

illustrated by

Elisa Chavarri

11

12

13

14

15

17

16

18

*Esperanza Caramelo,*


*the Star of Nochebuena*

Karla Arenas Valenti

Alfred A. Knopf

illustrated by

Elisa Chavarri



# Esperanza Caramelo,

the Star of Nochebuena

Karla Arenas Valenti

Alfred A. Knopf

illustrated by

Elisa Chavarri




19



20




21



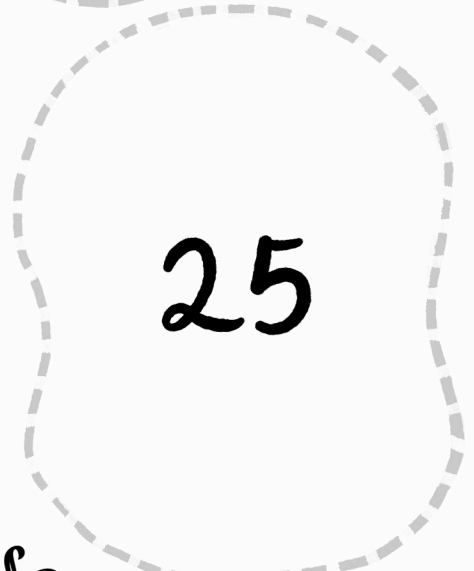
22



23



24



25

*Esperanza Caramelo,*

*the Star of Nochebuena*

Karla Arenas Valenti

Alfred A. Knopf

illustrated by

Elisa Chavarri



# Esperanza Caramelo,

the Star of Nochebuena

Karla Arenas Valenti

Alfred A. Knopf

illustrated by

Elisa Chavarri